

SUBTRACTION STRATEGIES


TASK CARDS



1 COUNT BACK

Count back in ones or tens.

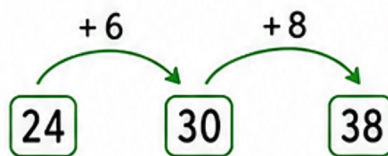
$$57 - 13 =$$



2 COUNT UP

Count up from the smaller number.

$$38 - 24 =$$



3 MAKE A TEN

Make a ten to subtract easily.

$$53 - 27 =$$

$$27 = \boxed{20} + \boxed{7}$$

$$53 - 20 - 7$$

4 PARTITIONING

Break numbers into place values.

$$72 - 35 =$$

Tens	Ones
$70 - 30 = 40$	$2 - 5 = -3$
$40 - 3 = 37$	

5 EXPAND THEN SUBTRACT

Expand the subtrahend to subtract.

$$64 - 18 =$$

$$18 = 10 + 8$$

$$64 - 10 - 8$$

6 FRIENDLY NUMBERS

Adjust to make numbers easier to subtract.

$$503 - 298 =$$

$$298 \rightarrow 300$$

$$503 - 300 = 203$$

$$\text{Add back } 2 \rightarrow 205$$

7 USE BENCHMARKS

Subtract to a nearby benchmark, then adjust.

$$462 - 198 =$$

$$198 \rightarrow 200$$

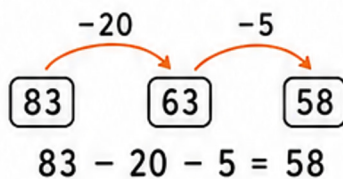
$$462 - 200 = 262$$

$$\text{Add back } 2 \rightarrow 264$$

8 DECOMPOSE THE SUBTRAHEND

Subtract in parts.

$$83 - 25 =$$



9 COLUMN SUBTRACTION

Subtract neatly using columns.

	T	O
	7	4
-	2	8
<hr/>		
	4	6

10 BORROWING (RENAMING)


Exchange to subtract across place values.

H	T	O
5	14	9
6	3	9
-	2	7
<hr/>		
3	6	4

11 BIG NUMBERS

Use any strategy that works best!

$$7,325 - 2,487 =$$



12 WORD PROBLEMS

Read. Plan. Solve.
Show your thinking.

There are 85 stickers.
Mia uses 37 stickers.
How many stickers are left?



CHOOSE A STRATEGY. SOLVE IT. EXPLAIN YOUR THINKING.