







LINE GRAPH TEMPLATE PACK



Name: _____ Date: _____ Class: _____ Topic: _____

LINE GRAPH CHECKLIST

-  Has a clear title.
-  Labeled axes with units.
-  Even scale on both axes.
-  Points plotted accurately.
-  Points joined with straight lines.

1 STANDARD TEMPLATE

Title: _____

2 WIDE RANGE TEMPLATE

Title: _____

KEY VOCABULARY

Axis (Axes)
The horizontal and vertical lines.

Scale
The size of each interval on an axis.

Variable
Something that can change.

Data
Information collected or measured.

Trend
The general direction of the data.

Intercept
Where the line crosses an axis.




3 SHORT TIME INTERVAL TEMPLATE

Title: _____

4 DUAL VARIABLE TEMPLATE

Title: _____

TIPS






-  Choose a scale that uses most of the grid.
-  Include units on both axes.
-  Check your graph for accuracy.

5 DATA TABLE

Use this table to record your data before graphing.

X (independent variable) (units)	Y (dependent variable) (units)	Y 2 (optional) (units)

6 INVESTIGATION PLAN

-  Question: _____
-  What will you change? _____
-  What will you measure? _____
-  What units will you use? _____
-  What do you predict will happen? _____

REMEMBER:

Title Axes & Units Scale Plot Points Join with Lines