

# PEDIGREE SYMBOL CARDS AND BLANK CHARTS



Cut out the cards and use them to build, read and analyse pedigrees.


## INDIVIDUALS

Male



An unaffected male.

Female




An unaffected female.

Affected Male




A male showing the trait.

Affected Female



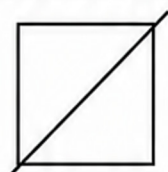
A female showing the trait.

Carrier Female



Female carrier of a recessive trait.

Deceased Male



Male who is deceased.

Deceased Female



Female who is deceased.

Unknown Sex



Sex is not specified.


## RELATIONSHIPS

Marriage / Partnership



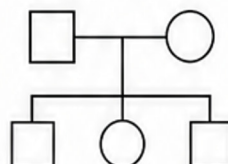
A mating pair.

Consanguineous Marriage



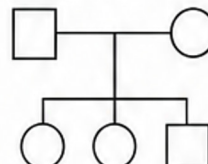
Partners who are related.

Children



Children in birth order (left to right).

Multiple Births



Twins or more (no birth order).

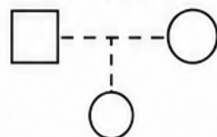
## MISCELLANEOUS

Proband



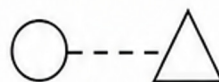
Arrow shows the proband (person being studied).

Adoption



Dotted line shows adoption.

Pregnancy



Pregnancy. Outcome unknown.

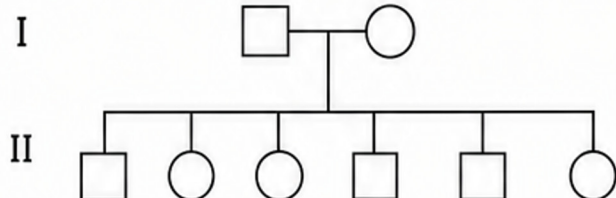
Abortion / Miscarriage



Pregnancy that did not result in birth.

## BLANK CHARTS

3-GENERATION CHART



4-GENERATION CHART

