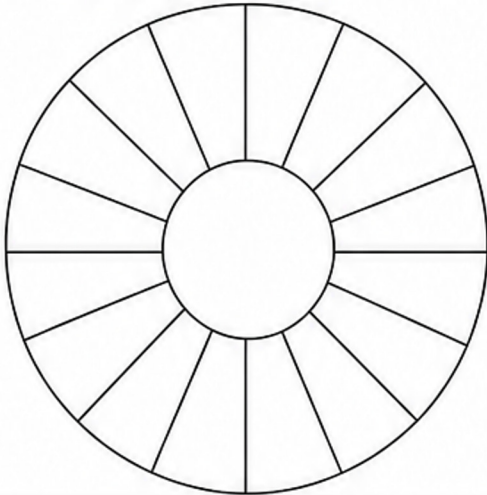


COLOUR THEORY PLANNING TEMPLATE







NAME:	CLASS:	DATE:
PROJECT / TASK:		YEAR LEVEL:

1. COLOUR WHEEL

Label the 12 colours on the wheel.

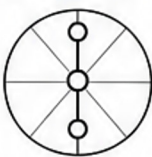
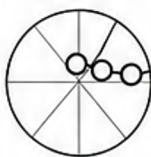
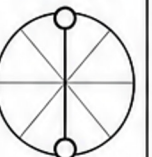

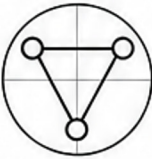
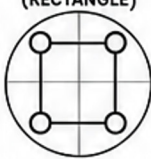
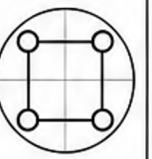



2. COLOUR CATEGORIES

	PRIMARY	
	SECONDARY	
	TERTIARY	
	WARM	
	COOL	
	NEUTRAL	

3. COLOUR HARMONIES

Tick (✓) the harmony you will use.

MONOCHROMATIC  <input type="checkbox"/>	ANALOGOUS  <input type="checkbox"/>	COMPLEMENTARY  <input type="checkbox"/>	SPLIT COMPLEMENTARY  <input type="checkbox"/>
TRIADIC  <input type="checkbox"/>	TETRADIC (RECTANGLE)  <input type="checkbox"/>	SQUARE  <input type="checkbox"/>	CUSTOM  <input type="checkbox"/>

4. COLOUR PALETTE

Create your palette.

<input type="text"/>	<input type="text"/>	<input type="text"/>	<input type="text"/>	<input type="text"/>
<input type="text"/>	<input type="text"/>	<input type="text"/>	<input type="text"/>	<input type="text"/>

5. PURPOSE & MOOD



What is the purpose of your work?



What mood do you want to create?



Key ideas / reminders:

6. COLOUR PLANNING



How will you use colour in your work?

7. FINAL CHECK



My palette is clear.

My harmony suits my idea.

I have considered mood.

I am ready to create!