

GRAPH PAPER PACK



USE FOR:

- ✓ Guided practice
- ✓ Visual support
- ✓ Science enquiry
- ✓ Student recording
- ✓ Investigation planning


GREAT FOR:




YEAR LEVELS:



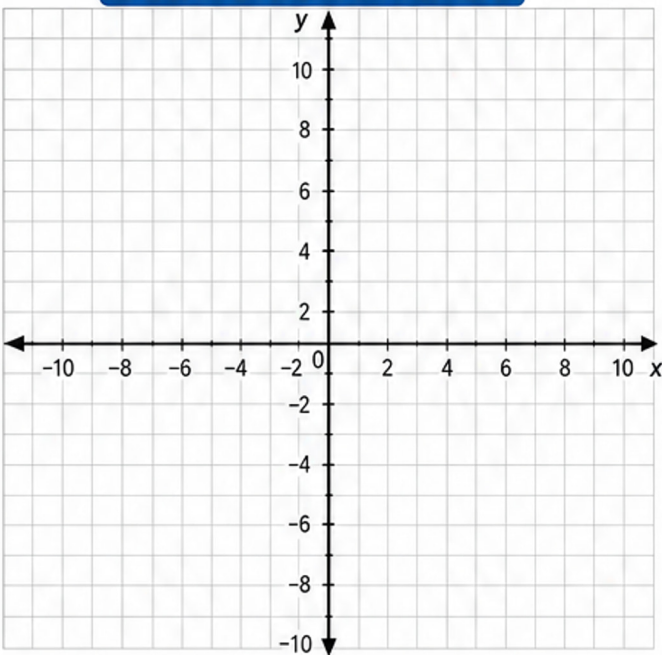
1 cm GRID



5 mm GRID



AXIS GRAPH PAPER



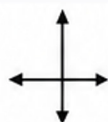
DATA RECORDING TABLE

Item / Variable	Tally	Frequency (Total)

INVESTIGATION PLAN

- Question: _____
- Prediction: _____
- Method: _____
- How will you record data? _____
- What will you look for / compare? _____

MATHS VOCABULARY



axis
The horizontal and vertical lines.



coordinate
A position (x, y) on a graph.



data
Information collected.



graph
A picture that shows data.



scale
The size of the intervals on an axis.