


PARAGRAPH PLANNING ANCHOR CHART

Plan before you write. Clear thinking = clear writing.

1  **TOPIC SENTENCE**
What is this paragraph about?

- State the main idea clearly.
- Connect to the question or overall topic.

2  **EVIDENCE & DATA**
What information supports the idea?

- Use numbers, facts, or observations.
- Record data accurately.
- Include units and labels.

3  **EXPLAIN & ANALYSE**
What does the data show or mean?

- Interpret the data.
- Identify trends, patterns, or relationships.
- Use mathematical language.

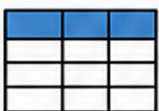
4  **CONCLUDE**
What is the takeaway?

- Summarise your key point.
- Answer the question.
- State the implication or result.

5  **LINK & TRANSITION**
How does this connect?

- Link to the next idea or paragraph.
- Use transition words.

USE MATHEMATICAL REPRESENTATIONS



Tables




Bar Graphs



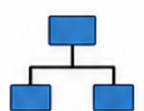
Line Graphs



Pie Charts



Scatter Plots



Diagrams

USEFUL TRANSITION WORDS

ADDING

- also
- in addition
- furthermore
- moreover

SEQUENCING

- first
- next
- then
- finally

EXPLAINING

- because
- since
- as a result
- this shows that

CONCLUDING

- in conclusion
- overall
- to summarise
- therefore

COMPARING

- similarly
- in contrast
- however
- on the other hand



Good paragraphs are focused, supported, and easy to understand.
Plan well. Write clearly.