

PEER ASSESSMENT POSTER

GIVE HELPFUL FEEDBACK. SUPPORT EACH OTHER. IMPROVE TOGETHER.



OUR GOAL

Help our peers grow by giving kind, specific and useful feedback.



HOW TO GIVE FEEDBACK

1



LOOK

Read or listen carefully.
Focus on the task.

2



COMPLIMENT

Share something done well.
Be positive and specific.

3



SUGGEST

Give one idea to make it better.
Be specific and helpful.

4



QUESTION

Ask a question to help them think
or explain more.

5



THANK

Thank your peer for their work
and effort.

USE STEM





S STRENGTH
What is strong?

T THINK
What do you think
works well?

E EVEN BETTER
What could make
it even better?

M MORE
What else could
you add?

SENTENCE STARTERS

COMPLIMENT	SUGGEST	QUESTION	THANK
 <ul style="list-style-type: none">• I like how you...• You did well at...• Your ... is strong because...	 <ul style="list-style-type: none">• You could try...• Maybe add...• Have you thought about...?	 <ul style="list-style-type: none">• Can you explain...?• Why did you...?• What do you think would happen if...?	 <ul style="list-style-type: none">• Thank you for sharing your work.• You worked hard on this!



REMEMBER

- ✓ Be respectful and kind.
- ✓ Focus on the work, not the person.
- ✓ Use feedback to improve.

We learn together.
We grow together.

