




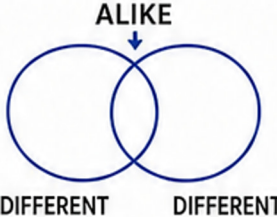









# TEXT STRUCTURE ANCHOR CHART

Authors organize their writing in different ways.  
Knowing the text structure helps you understand the text.

TEXT STRUCTURE	PURPOSE	SIGNAL WORDS	VISUAL
<b>1. DESCRIPTION</b> 	The author tells about a topic, idea, person, place, or thing by listing its features.	<ul style="list-style-type: none"> <li>• for example</li> <li>• for instance</li> <li>• such as</li> <li>• characteristics</li> <li>• specifically</li> </ul>	
<b>2. SEQUENCE</b> 	The author tells about events or steps in order.	<ul style="list-style-type: none"> <li>• first</li> <li>• next</li> <li>• then</li> <li>• after that</li> <li>• finally</li> </ul>	
<b>3. COMPARE &amp; CONTRAST</b> 	The author shows how two or more things are alike and/or different.	<ul style="list-style-type: none"> <li>• alike</li> <li>• different</li> <li>• similar</li> <li>• however</li> <li>• in contrast</li> </ul>	
<b>4. CAUSE &amp; EFFECT</b> 	The author explains why something happened and what happened as a result.	<ul style="list-style-type: none"> <li>• because</li> <li>• as a result</li> <li>• therefore</li> <li>• so</li> <li>• consequently</li> </ul>	
<b>5. PROBLEM &amp; SOLUTION</b> 	The author presents a problem and one or more solutions.	<ul style="list-style-type: none"> <li>• problem is</li> <li>• dilemma</li> <li>• solution</li> <li>• answer</li> <li>• to solve</li> </ul>	
<b>6. PERSUADE</b> 	The author tries to convince the reader to agree or do something.	<ul style="list-style-type: none"> <li>• in my opinion</li> <li>• I believe</li> <li>• best</li> <li>• should</li> <li>• because</li> </ul>	

 **TIP:** Look for signal words and use the visuals to help you identify the text structure.