

Fractions On A Number Line Matching Cards

HOW TO USE

- 1 Draw a card.
- 2 Place it on the number line where it belongs.
- 3 Check and compare.
- 4 Keep matching! ✓

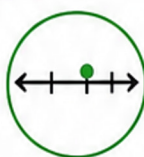
CARD TYPES



Fraction Card

Shows a fraction.

Example: $\frac{1}{2}$



Point Card

Shows a point on the number line.

Example:

REMEMBER

The line shows numbers in order.



Fractions show equal parts.

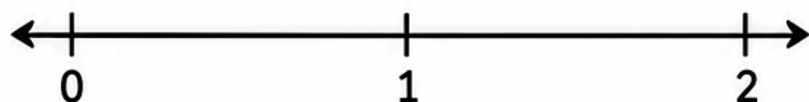


Equivalent fractions line up at the same point.



Compare fractions using the line.


NUMBER LINE



Place your point cards here.

FRACTION CARDS

Place your fraction cards here.



NOTES & EXAMPLES

EQUIVALENT FRACTIONS

Examples:

$$\frac{1}{2} = \frac{2}{4} = \frac{3}{6} = \frac{4}{8}$$

COMPARE FRACTIONS

Examples:

$$\frac{1}{4} < \frac{1}{2} \quad \frac{3}{4} > \frac{2}{4}$$

YOUR EXAMPLES

Write or draw your own.

USE
COUNTERS



Use counters to show and compare fractions on the number line.