













MUSIC RHYTHM REFERENCE POSTER

1. NOTE VALUES

NOTE	NAME	BEATS	REST
	Whole Note	4	
	Half Note	2	
	Quarter Note	1	
	Eighth Note	1/2	
	Two Eighth Notes	1	
	Sixteenth Note	1/4	
	Two Sixteenth Notes	1/2	

2. TIME SIGNATURES

The top number shows how many beats are in each measure.
The bottom number shows which note gets one beat.

4
4

4/4 Time
Four beats per measure.
Quarter note gets one beat.



3
4

3/4 Time
Three beats per measure.
Quarter note gets one beat.











6
8

6/8 Time
Six beats per measure.
Eighth note gets one beat.



3. COMMON RHYTHM PATTERNS

1  1 + 2 + 3 + 4 +	5  1 + 2 + 3 + 4 +
2  1 + 2 + 3 + 4 +	6  1 + 2 + 3 + 4 +
3  1 + 2 + 3 + 4 +	7  1 + 2 + 3 + 4 +
4  1 + 2 + 3 + 4 +	8  1 e + a 2 e + a 3 e + a 4 e + a

4. RHYTHM QUICK TIPS



Clap it.
Feel the beat and count out loud.



Tap it.
Use your foot to keep steady.



Hear it.
Listen, then repeat it.



Write it.
Use correct notes and rests.



Play it.
Perform with others.

COUNTING GUIDE

Quarter Note Beat:
1 + 2 + 3 + 4 +

Eighth Note Beat:
1 + 2 + 3 + 4 +

Sixteenth Note Beat:
1 e + a 2 e + a 3 e + a 4 e + a