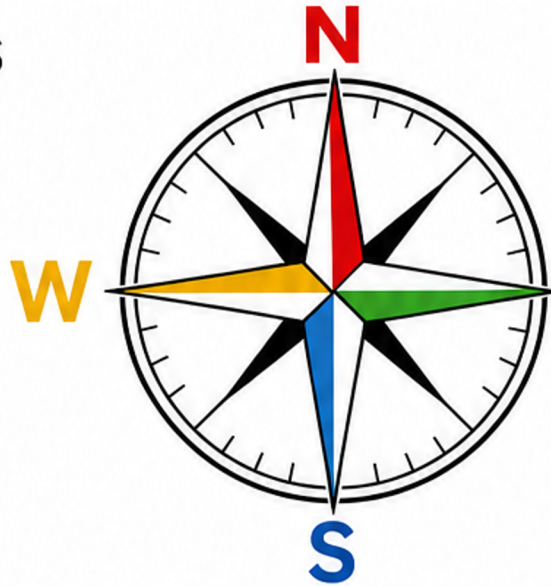


COMPASS DIRECTIONS

REFERENCE POSTER

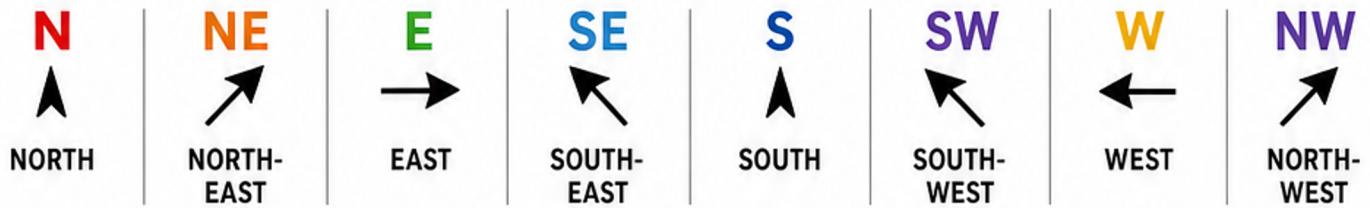
THE 4 MAIN DIRECTIONS

- N** NORTH – at the top of the compass
- E** EAST – where the sun rises
- S** SOUTH – opposite of north
- W** WEST – where the sun sets



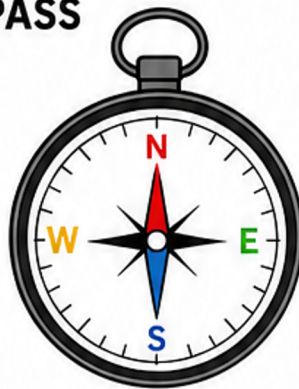
- Main directions (4 points)
- Intermediate directions (4 points)

THE 8 POINTS OF THE COMPASS



HOW TO USE A COMPASS

- 1 Hold the compass flat and level.
- 2 Wait for the needle to stop moving.
- 3 The red end of the needle points to **NORTH**.
- 4 Turn the compass so the N is at the top.
- 5 Read the other directions.



USEFUL TIPS



The sun rises in the **EAST** and sets in the **WEST**.



At night in the Southern Hemisphere, find **SOUTH** by locating the Southern Cross.



Use landmarks and maps with your compass to know where you are going.



Keep away from metal objects and electronics for best results.

EXAMPLE: READING A DIRECTION



You are here



Bench

North



Tree

South



Pond



Playground

EXAMPLE DIRECTIONS FROM YOUR LOCATION

Tree is to the **NORTH**.

Playground is to the **EAST**.

Pond is to the **SOUTH**.

Bench is to the **WEST**.