



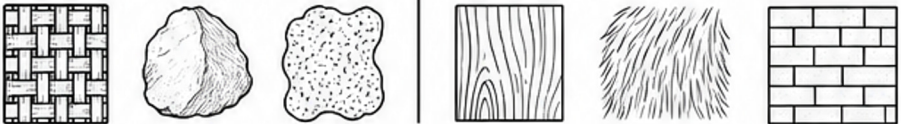




VISUAL ARTS ELEMENTS

REFERENCE POSTER

THE BUILDING BLOCKS ARTISTS USE IN EVERY ARTWORK

<p>1 LINE A mark that has length and direction.</p>	 <p>straight wavy zigzag curved thick / thin</p>
<p>2 SHAPE A flat area with a defined outline.</p>	<p>GEOMETRIC (MAN-MADE) ORGANIC (NATURAL)</p> 
<p>3 COLOUR Produced by light. It can create mood and attract attention.</p>	<p>HUE WARM COOL NEUTRAL</p> 
<p>4 VALUE How light or dark something is.</p>	 <p>DARK ← → LIGHT</p>
<p>5 TEXTURE The way something feels or looks like it would feel.</p>	<p>ACTUAL (YOU CAN FEEL) IMPLIED (IT LOOKS LIKE)</p> 
<p>6 SPACE The area around, inside, or between objects.</p>	<p>POSITIVE SPACE NEGATIVE SPACE OVERLAP / DEPTH</p> 
<p>7 FORM A three-dimensional shape with length, width, and height.</p>	<p>GEOMETRIC FORMS ORGANIC FORMS</p> 

HOW TO USE THESE ELEMENTS



LOOK
Notice the elements in art.



THINK
How do they affect the artwork?



PLAN
Choose elements to share your idea.



CREATE
Use the elements in your art.



EVALUATE
What works well? What could change?