

VENN DIAGRAM TEMPLATE PACK



PURPOSE

Compare ideas and find similarities and differences.



LOOK FOR

- Similarities
- Differences
- Key features



USE IT FOR

- Guided practice
- Independent work
- Visual support

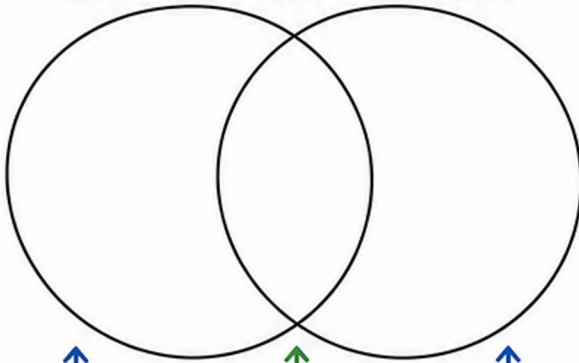


YEAR LEVELS

Year 3, Year 4, Year 5, Year 6

1 TWO-CIRCLE VENN

Item A Both Item B



DIFFERENT

What is only true for Item A?

SIMILAR

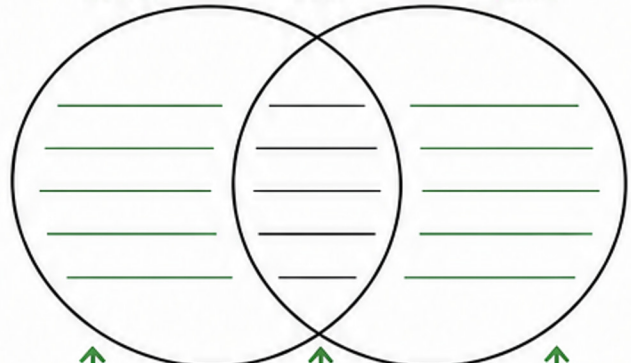
What is true for both?

DIFFERENT

What is only true for Item B?

2 TWO-CIRCLE VENN WITH EXAMPLES

Item A Both Item B



DIFFERENT

What is only true for Item A?

SIMILAR

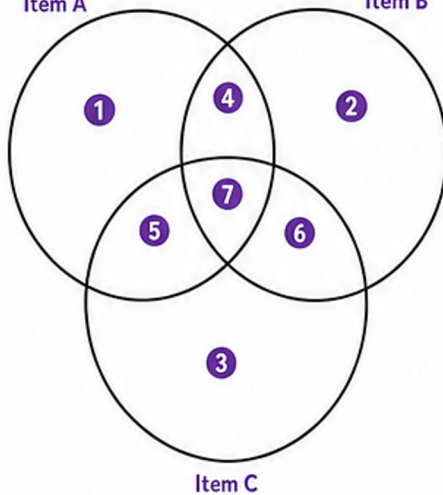
What is true for both?

DIFFERENT

What is only true for Item B?

3 THREE-CIRCLE VENN

Item A Item B



1 A only
What is only true for A?

2 B only
What is only true for B?

3 C only
What is only true for C?

4 A & B
What do A and B have in common?

5 A & C
What do A and C have in common?

6 B & C
What do B and C have in common?

7 All three
What do A, B and C have in common?

Item C

4 TWO-COLUMN COMPARE

Item A

VS.

Item B

	What is it?	
	Key features	
	Similarities	
	Differences	
	Which do you prefer? Why?	

HOW TO USE



1

Write the items you are comparing.



2

Think about what is the same and what is different.



3

Sort your ideas into the correct section.



4

Review and add more details or examples.



KEY WORDS

Compare
Similar
Different
Same
Both
Common
Unique